

DiamondRock Hospitality Company



G R E S B
☆☆☆☆☆ 2019

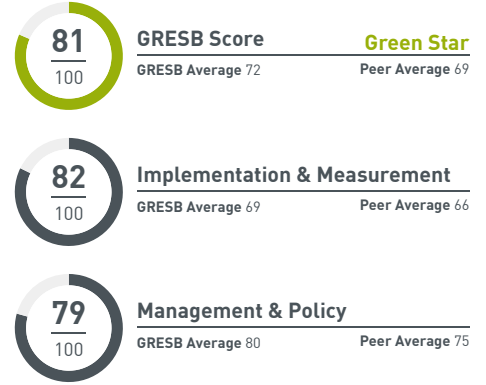
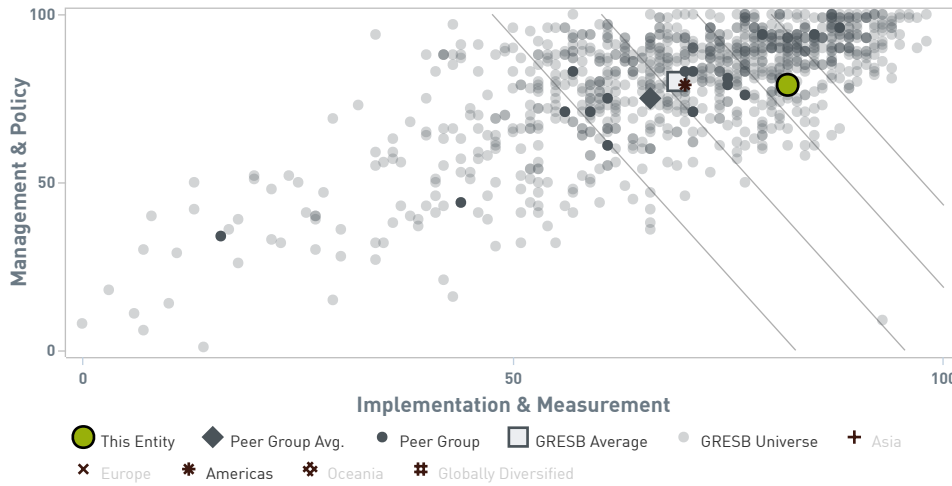
Participation & GRESB Score




Peer Comparison



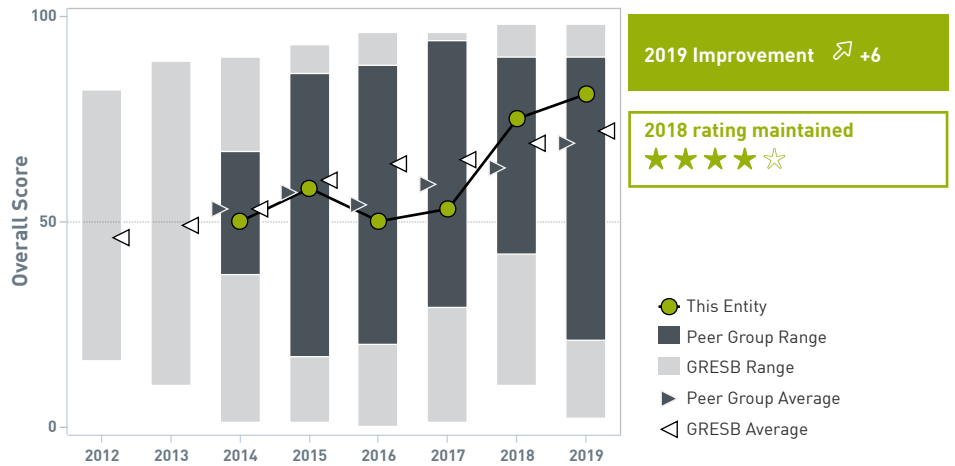
GRESB Model



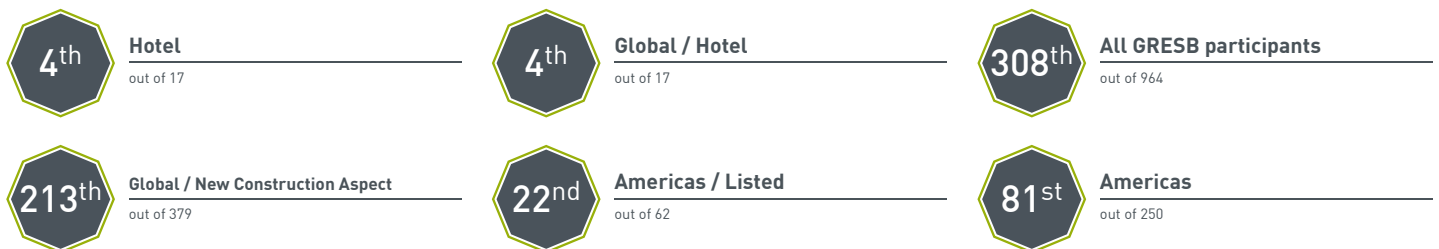
ESG Breakdown



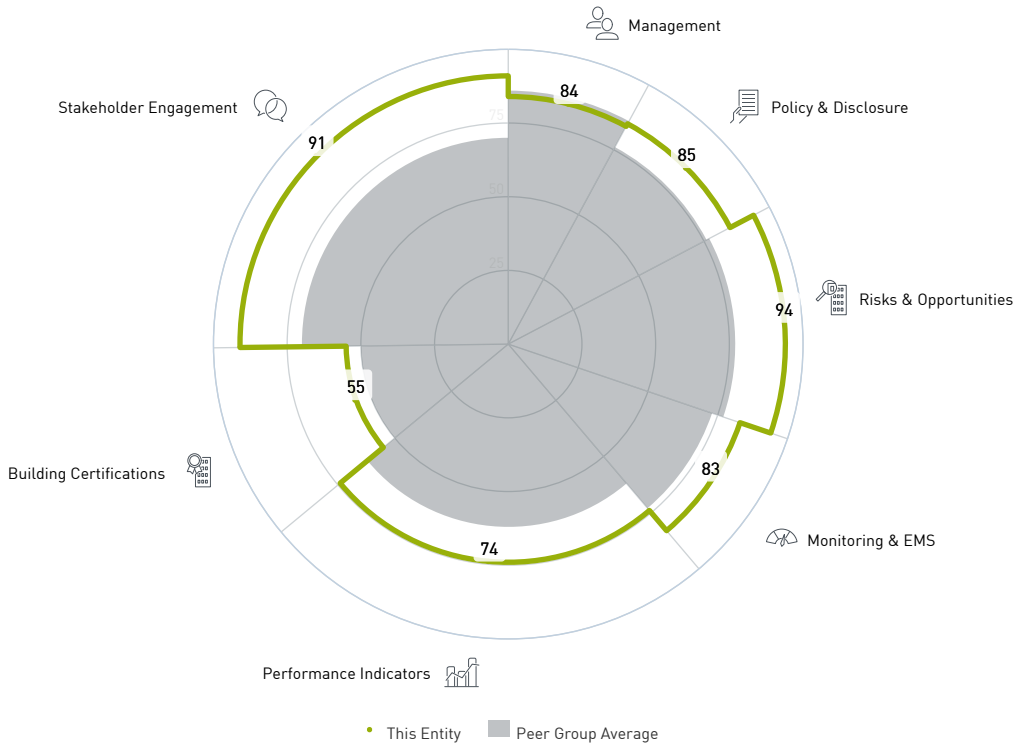
Trend



Rankings



GRESB Aspects



Aspect Weight in GRESB Score	This Entity	Peer Group AVERAGE	Frequency	GRESB AVERAGE
Management 7.9%	84	PEER 86 AVERAGE		GRESB 88 AVERAGE
Policy & Disclosure 9.4%	85	PEER 76 AVERAGE		GRESB 84 AVERAGE
Risks & Opportunities 12.9%	94	PEER 77 AVERAGE		GRESB 78 AVERAGE
Monitoring & EMS 8.6%	83	PEER 73 AVERAGE		GRESB 77 AVERAGE
Performance Indicators 25.2%	74	PEER 62 AVERAGE		GRESB 60 AVERAGE
Building Certifications 10.8%	55	PEER 50 AVERAGE		GRESB 55 AVERAGE
Stakeholder Engagement 25.2%	91	PEER 70 AVERAGE		GRESB 78 AVERAGE
New Construction & Major Renovations 0%	61	PEER 52 AVERAGE		GRESB 63 AVERAGE