



# GRESB Real Estate Benchmark Report 2024

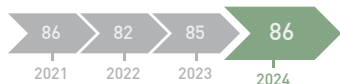
DiamondRock Hospitality Company  
DiamondRock Hospitality Company



# 2024 GRESB Standing Investments Benchmark Report

DiamondRock Hospitality Company | DiamondRock Hospitality Company

### Participation & Score



### GRESB Rating



<b>Status:</b> Listed	<b>Location:</b> United States of America	<b>Property Type:</b> Hotel
--------------------------	--	--------------------------------

## Peer Group Ranking

### Predefined Peer Group Ranking



6 Entities  
 Location  
 Americas  
 Property Type  
 Hotel  
 Strategy  
 Listed

### Customized Peer Group Ranking



6 Entities  
 Location  
 United States of America, Mexico  
 Property Type  
 Hotel  
 Strategy  
 Listed  
 Tenant Controlled  
 Yes

### Peer Group Allocation

GRESB assigns a Predefined Peer Group based on the entity's characteristics to ensure consistency for all participants.

Participants also have the option to create a Customized Peer Group. You can read more about the functionality [here](#). The Customized Peer Group insights are limited to the ranking displayed above and do not impact other section of the Benchmark Report in 2024. Please note that neither the Predefined Peer Group nor the Customized Peer Group impacts the overall GRESB Score.

Please check the [Reference Guide](#) for more information.

## Rankings



**GRESB Score within Hotel / Americas**  
 Out of 8



**GRESB Score within Hotel / Listed**  
 Out of 17



**GRESB Score within Americas / Listed**  
 Out of 108

**295<sup>th</sup>**  
**Management Score within Americas**  
 Out of 601

**52<sup>nd</sup>**  
**Management Score within Americas / Listed**  
 Out of 110

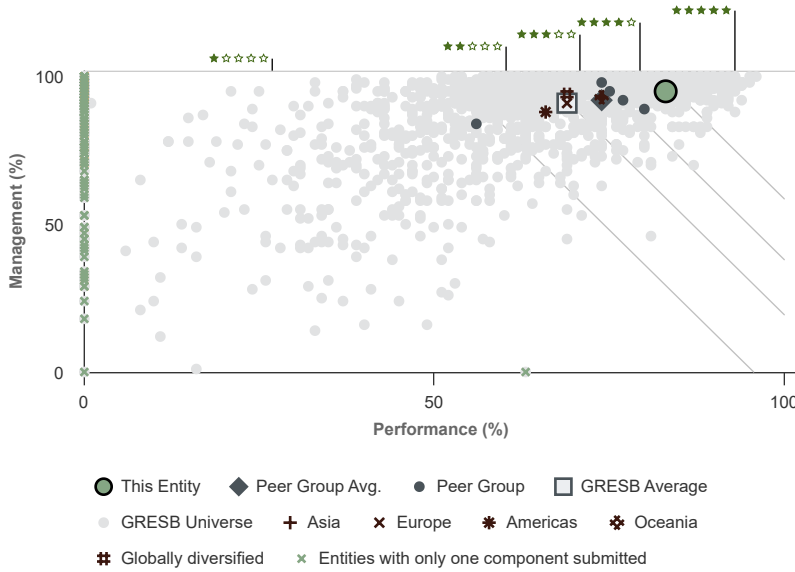
**52<sup>nd</sup>**  
**Management Score within Americas / Listed**  
 Out of 110

**1<sup>st</sup>**  
**Performance Score within Hotel / Americas**  
 Out of 8

**2<sup>nd</sup>**  
**Performance Score within Hotel / Listed**  
 Out of 17

**17<sup>th</sup>**  
**Performance Score within Americas / Listed**  
 Out of 108

### GRESB Model



**86**  
**GRESB Score** Green Star  
 GRESB Average 76 Peer Average 80

**28**  
**Management Score**  
 GRESB Average 27 Benchmark Average 27

**58**  
**Performance Score**  
 GRESB Average 49 Benchmark Average 52

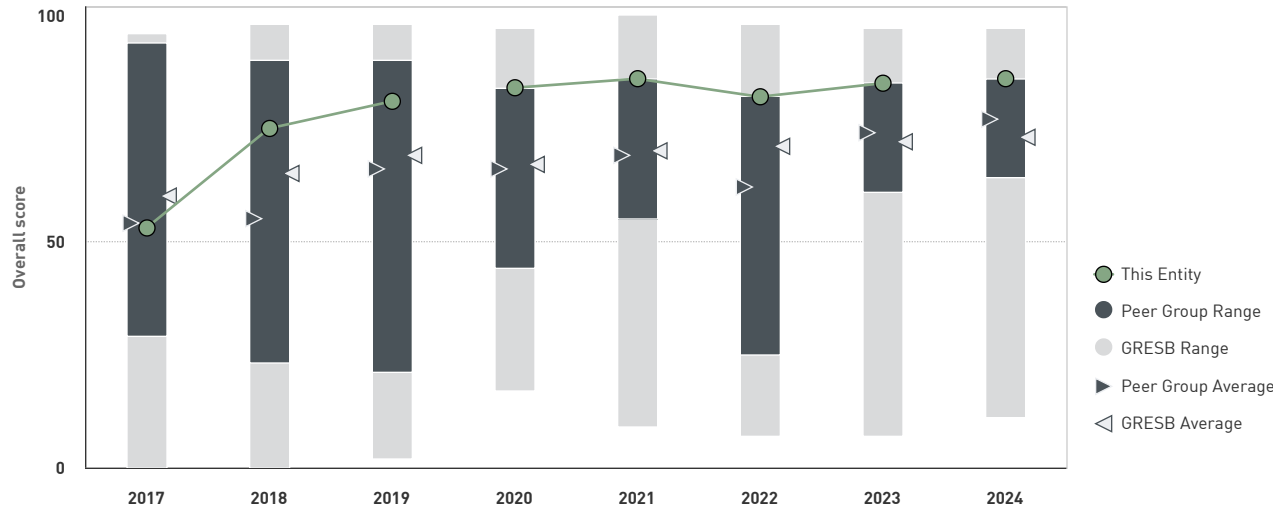
### ESG Breakdown

**50**  
**Environmental**  
 GRESB Average 42 Peer Group Average 45

**18**  
**Social**  
 GRESB Average 16 Peer Group Average 17

**18**  
**Governance**  
 GRESB Average 18 Peer Group Average 18

## Trend



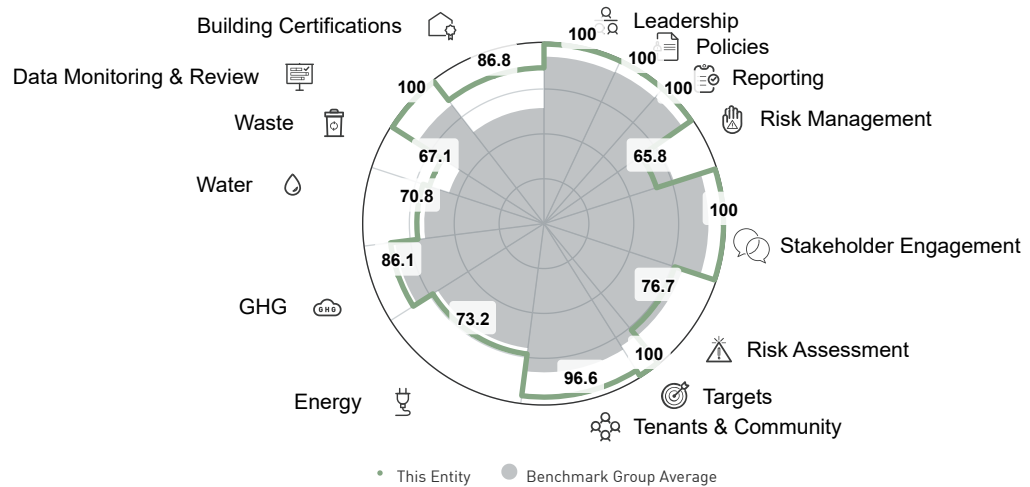
**Note:**

**GRESB advises against the direct comparison between 2024 GRESB Scores and prior year results.** The new Standard provides a more rigorous assessment of sustainability practices, new asset-level benchmarks, and enhanced alignment with emerging investor priorities. These benefits come at the cost of comparability, and investors are encouraged to carefully evaluate changes driven by the evolution of the Standard, assessment methodology, and participant actions.

Relative comparisons are among the best indicators of performance, and they provide investors and other data users with clear and relevant information to better contextualize a score, given the evolving methodology. Investors are encouraged to use rankings to understand the relative position of companies among their peers.

For more detailed information about this year's changes and their impact, [please click here](#).

## Aspect, Strengths & Opportunities



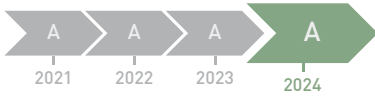
MANAGEMENT COMPONENT  
Americas | Listed (110 entities)




# 2024 GRESB Public Disclosure Report

DiamondRock Hospitality Company | DiamondRock Hospitality Company

### Participation & Score



### GRESB Public Disclosure Level



### Comparison Group



## GRESB Real Estate Assessment

The GRESB Real Estate Assessment is the investor-driven global ESG benchmark and reporting framework for listed property companies, private property funds, developers and investors that invest directly in real estate.

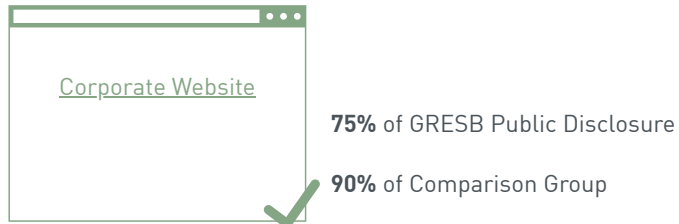
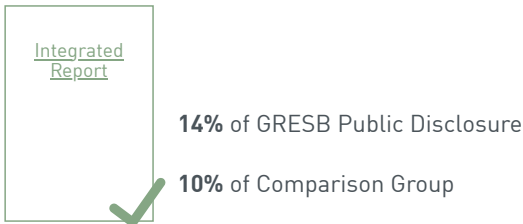
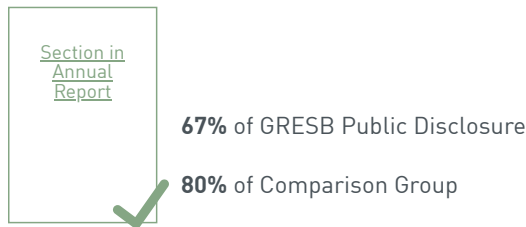
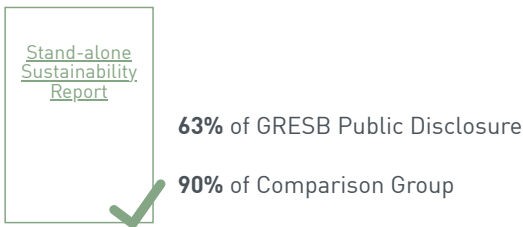


**GRESB Score**  
GRESB Average 76

The Assessment is shaped by what investors and the industry consider to be material issues in the sustainability performance of real estate investments. The methodology is consistent across different regions, investment vehicles and property types and aligns with international reporting frameworks.

The data is self-reported by Assessment participants and subjected to a multi-layer validation process after which it is scored and benchmarked. The result is high-quality data that investors and participants can use in their investment, engagement and decision-making processes.

## Disclosure Methods

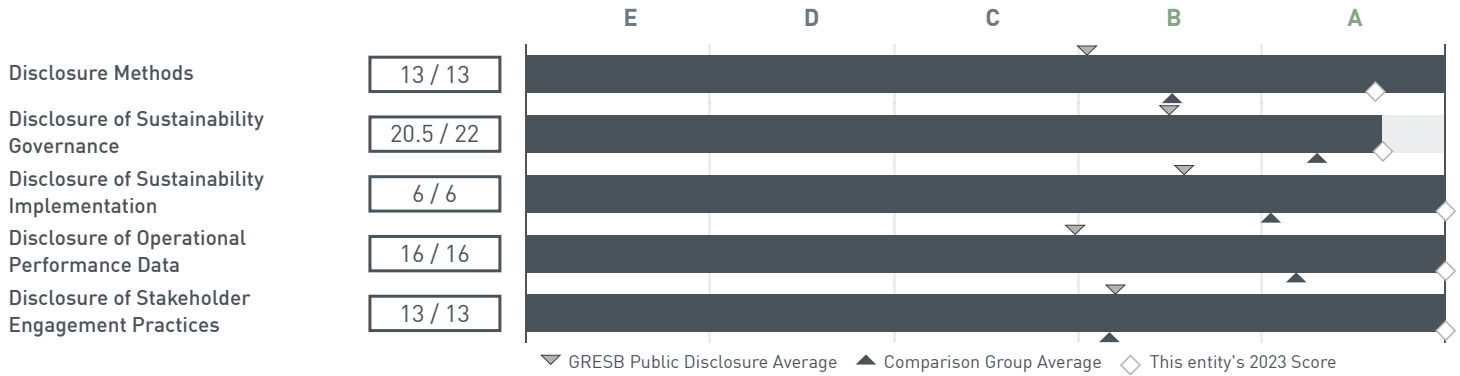


Not available

67% of GRESB Public Disclosure

90% of Comparison Group

## Disclosure Topics



## Comparison Group

### Public Disclosure Comparison Group (United States of America / Hotel)

- Ryman Hospitality Properties
- Summit Hotel Properties, Inc. (NYSE:INN)
- Park Hotels & Resorts
- RLJ Lodging Trust
- Xenia Hotels & Resorts
- Pebblebrook Hotel Trust
- DiamondRock Hospitality Company
- Apple Hospitality REIT
- Sunstone Hotel Investors, Inc
- Chatham Lodging Trust

\* 2024 GRESB Real Estate Participant

The GRESB Public Disclosure Level is an overall measure of ESG disclosure by listed property companies, based on a selection of indicators aligned with the existing GRESB Real Estate Assessment. The Public Disclosure Level provides insight into the ESG disclosure activities of both GRESB participants and non-participants and offers investors insights that are currently not captured in the GRESB Real Estate Assessment.

The data in this Report has been collected by GRESB and was available for review to the entity between April 1 and July 1 2024

## Disclosure Methods

D1 Points: 5/5

### Stand-alone Sustainability Report

Comparison Group

Yes

90%

Reporting year: 2023

### Reporting level