

DiamondRock Hospitality Company

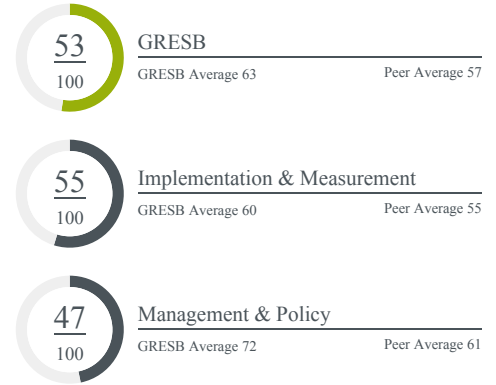
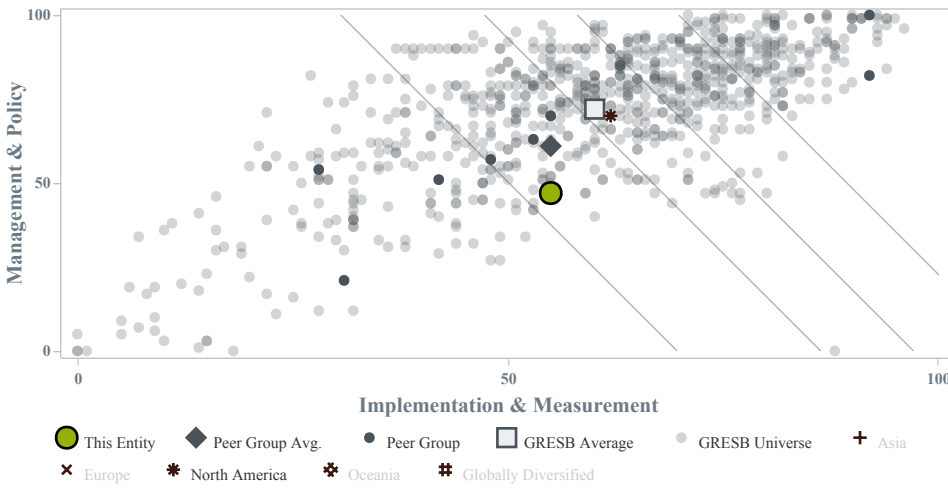
Participation & GRESB Score



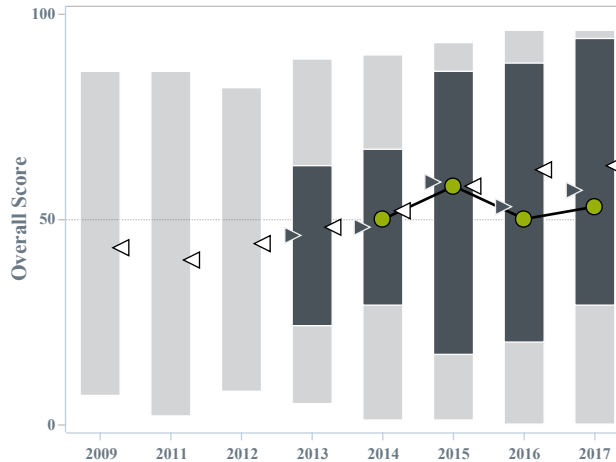
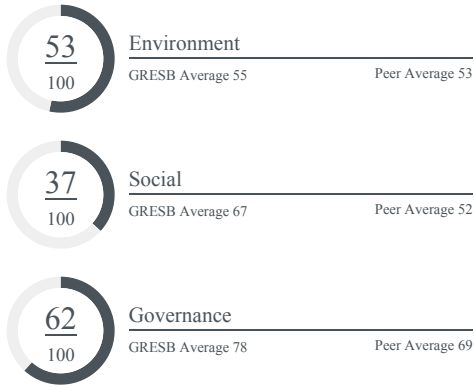
Peer Comparison

Rank-seal-equity
3rd out of 9 Hotels

GRESB Model



ESG Breakdown



2017 Improvement +2
2016 rating maintained ★★☆☆☆

Rankings

Rank-seal-equity: Hotels out of 9

Rank-seal-equity: Hotels out of 9

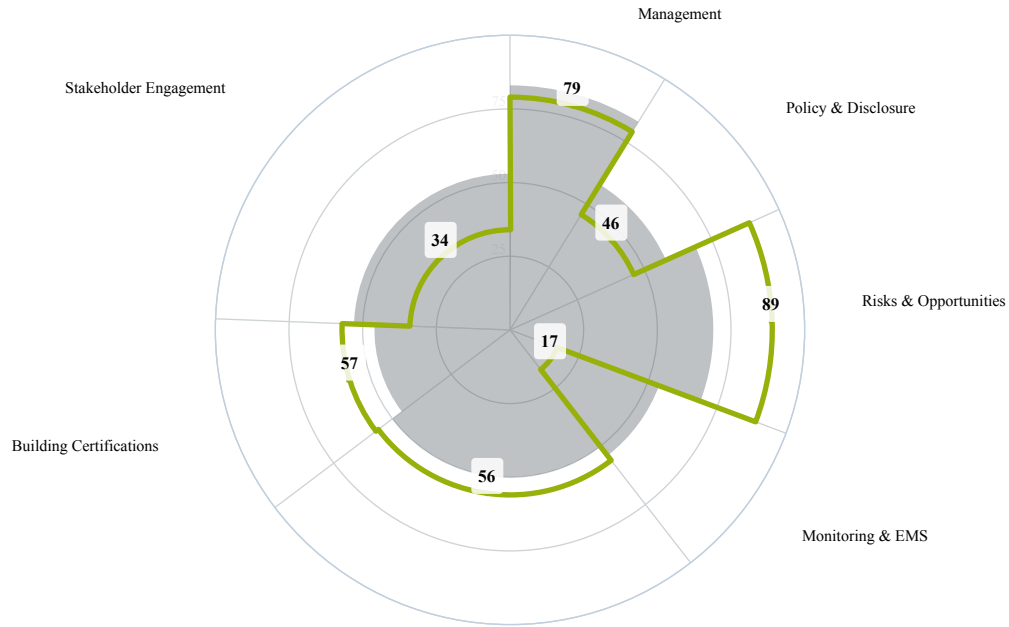
Rank-seal-equity: All GRESB participants out of 823

Rank-seal-equity: Global / New Construction Aspect out of 338

Rank-seal-equity: FTSE EPRA/NAREIT Developed Constituents out of 143

Rank-seal-equity: United States / Listed out of 41

GRESB Aspects



Performance Indicators

● This Entity ■ Peer Group Average

Aspect	Weight in GRESB	This Entity	Peer Group	Frequency	GRESB
Management	Management 8.8%	79	PEER AVERAGE 83 +13		GRESB AVERAGE 88 +3
Policy	Policy & Disclosure 9.5%	46	PEER AVERAGE 58 -1		GRESB AVERAGE 75 +4 →
Risk	Risks & Opportunities 12.4%	89 -11	PEER AVERAGE 69 +4		GRESB AVERAGE 67 +3
Ems	Monitoring & EMS 8.8%	17	PEER AVERAGE 54 +8		GRESB AVERAGE 69 +3
Perf	Performance Indicators 25.2%	56 -5	PEER AVERAGE 50 +2		GRESB AVERAGE 50 +2 →
Cert	Building Certifications 10.9%	57 +30	PEER AVERAGE 46 +7		GRESB AVERAGE 46 +2
Stakeholder	Stakeholder Engagement 24.5%	34 +6	PEER AVERAGE 53 +10		GRESB AVERAGE 67 +3
Nc	New Construction & Major Renovations 0%	43	PEER AVERAGE 51 +10		GRESB AVERAGE 51 +6

Disclaimer: 2017 Benchmark Report

The 2017 Benchmark Report (the “Report”) and the associated GRESB Scorecard (“Scorecard”) is based on information provided by GRESB participants by way of the GRESB annual assessment.

The Report is intended to be read only by personnel authorized by the particular respondent (“Respondent”) to which the Report pertains. The Report may also be viewed by Investors in the Respondent entity, who have the requisite rights to do so. The Score and Scorecard associated with the Report are not publically available and are shared only with the Respondent and it’s investors.

Any Scorecard that is provided to the Respondent is merely for reference and discussion purposes, and is not provided as the basis for any professional advice or for transactional use. GRESB, its parent company or affiliates, its advisors, consultants and sub-contractors shall not be responsible or liable for any advice given to third parties, any investment decisions or trading or any other actions taken by you or by third parties based on information contained in the Scorecard. Except where stated otherwise, GRESB is the exclusive owner of all intellectual property rights in all the information contained in the Scorecard and Benchmark Report.

© 2017 GRESB BV


GRESB Partners Global Partners

CBRE CBRE	Delos Delos	INOGEN INOGEN	JLL JLL
PWC PWC	Siemens Siemens	WSP WSP	

Premier Partners

Altanova	Aquicore	Bopro	C2N	Carbon Credentials
Carrier				
Code Green Solutions	CSR Design	Cushman & Wakefield	Eneco	Energy Profiles Limited
EnergyDeck				
EnergyWatch	Enemoc	Envizi	EP&T Global	Enviro-Sustain
EVORA				
General Electric	Goby	Greengage Environmental	Healthy Buildings International	hello energy INNAX GEBOUW & OMGEVING
JDM Associates	Keepfactor	LORD Green Real Estate Strategies	Measurabl Paia Consulting	Nuuka Solutions
Partner Energy	Philips Lighting	RealFoundations	Refined Data Solutions	S2 Partnership Schneider Electric
Skanska Öresund	Thinkstep	UL EHS Sustainability	Verco Advisory Services	Verdani Partners

Partners



Industry Partners

