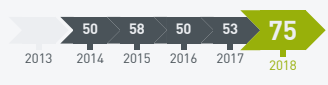


# DiamondRock Hospitality Company



**G R E S B**  
☆☆☆☆☆ 2018

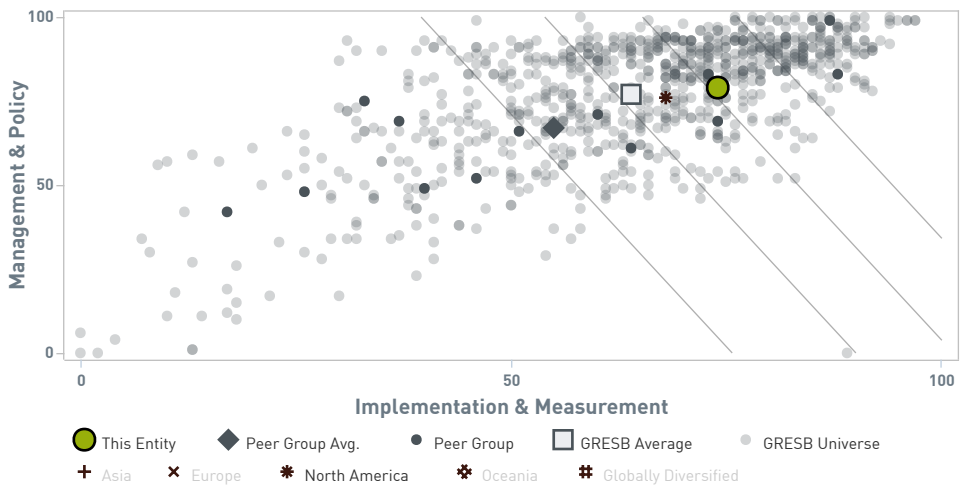
## Participation & GRESB Score



## Peer Comparison



## GRESB Model

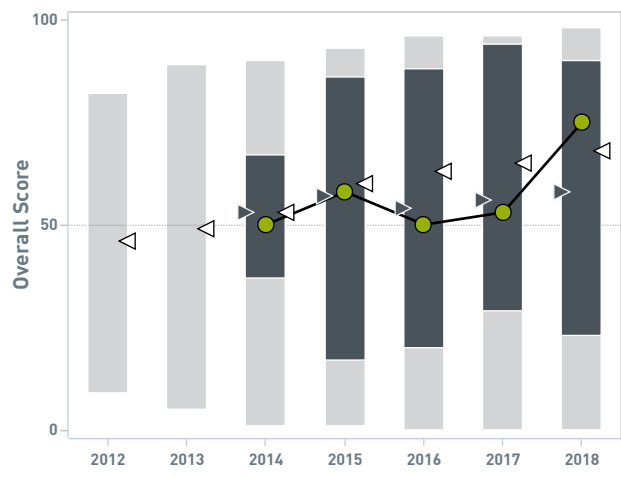


- 75** / 100 **GRESB Score** Green Star  
GRESB Average 68 Peer Average 58
- 74** / 100 **Implementation & Measurement**  
GRESB Average 64 Peer Average 55
- 79** / 100 **Management & Policy**  
GRESB Average 77 Peer Average 67

## ESG Breakdown

- 70** / 100 **Environment**  
GRESB Average 61 Peer Average 51
- 78** / 100 **Social**  
GRESB Average 71 Peer Average 58
- 86** / 100 **Governance**  
GRESB Average 82 Peer Average 77

## Trend



**2018 Improvement** ↗ +22

**2018 rating improvement**  
☆☆☆☆☆ +2

## Rankings

- 4th** Hotels out of 14
- 4th** Hotels out of 14
- 327th** All GRESB participants out of 874
- 143rd** Global / New Construction Aspect out of 336
- 26th** United States / Listed out of 45
- 27th** North America / Listed out of 52

# GRESB Aspects



Aspect	Weight in GRESB Score	This Entity	Peer Group	GRESB
Management	8.1%	93 <sup>+14</sup>	PEER 86 <sup>+3</sup> AVERAGE	GRESB 88 AVERAGE
Policy & Disclosure	9.5%	85 <sup>+39</sup>	PEER 76 <sup>+18</sup> AVERAGE	GRESB 82 <sup>+7</sup> AVERAGE
Risks & Opportunities	13.2%	90 <sup>+1</sup>	PEER 55 <sup>-14</sup> AVERAGE	GRESB 72 <sup>+5</sup> AVERAGE
Monitoring & EMS	8.8%	69 <sup>+52</sup>	PEER 62 <sup>+8</sup> AVERAGE	GRESB 74 <sup>+5</sup> AVERAGE
Performance Indicators	25.6%	72 <sup>+16</sup>	PEER 51 <sup>+1</sup> AVERAGE	GRESB 56 <sup>+6</sup> AVERAGE
Building Certifications	11%	30 <sup>-27</sup>	PEER 41 <sup>-5</sup> AVERAGE	GRESB 51 <sup>+5</sup> AVERAGE
Stakeholder Engagement	23.8%	85 <sup>+51</sup>	PEER 58 <sup>+5</sup> AVERAGE	GRESB 71 <sup>+4</sup> AVERAGE
New Construction & Major Renovations	0%	64 <sup>+21</sup>	PEER 43 <sup>-8</sup> AVERAGE	GRESB 57 <sup>+6</sup> AVERAGE