



GRESB
REAL ESTATE

GRESB Real Estate Benchmark Report

2023

DiamondRock Hospitality Company
DiamondRock Hospitality Company

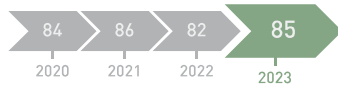
2023 GRESB Standing Investments Benchmark Report

DiamondRock Hospitality Company | DiamondRock Hospitality Company

GRESB Rating



Participation & Score



Peer Comparison



Americas | Hotel | Listed

Out of 6

Status:
Listed

Location:
United States of America

Property Type:
Hotel

Rankings



GRESB Score within Hotel / Americas

Out of 7



GRESB Score within Hotel / Listed

Out of 15



GRESB Score within Americas / Listed

Out of 115



Management Score within Americas

Out of 565



Management Score within Americas / Listed

Out of 119



Management Score within Americas / Listed

Out of 119



Performance Score within Hotel / Americas

Out of 7



Performance Score within Hotel / Listed

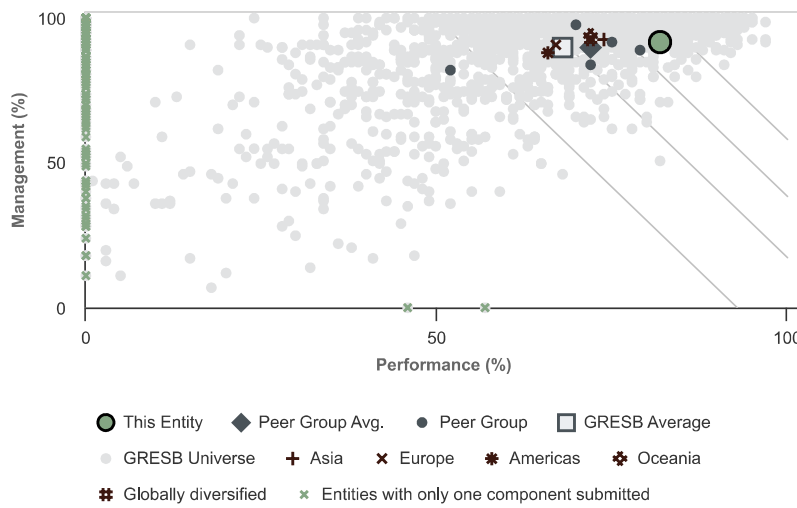
Out of 15



Performance Score within Americas / Listed

Out of 115

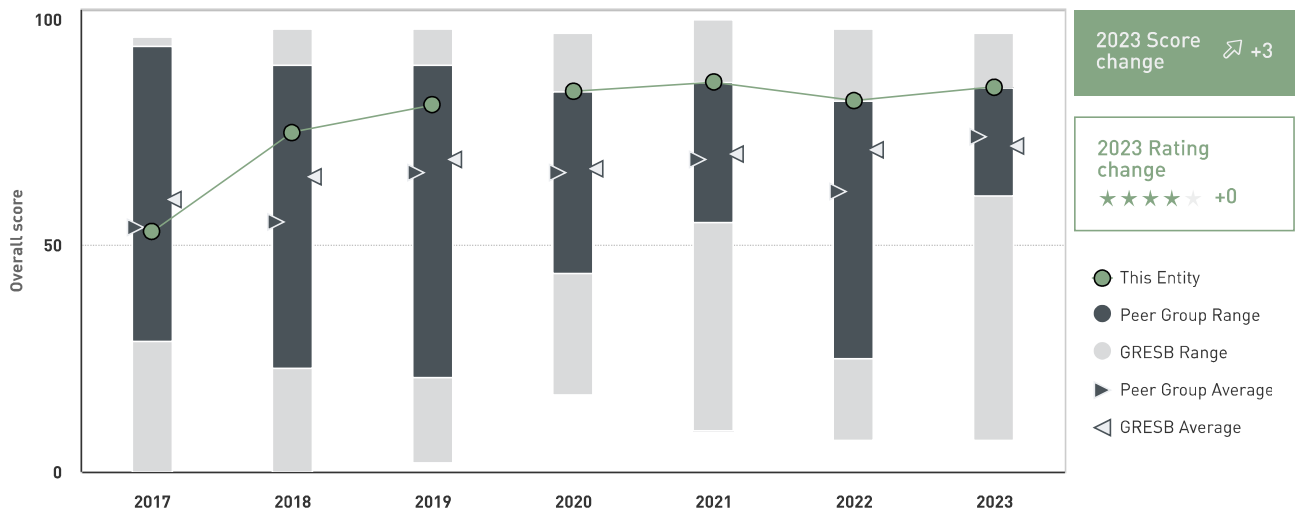
GRESB Model



ESG Breakdown

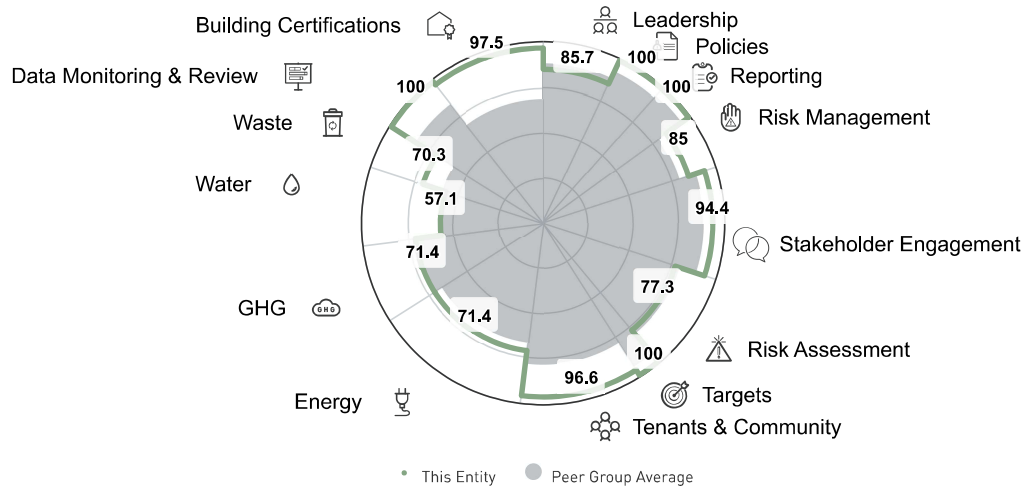


Trend



Note: In 2020, the GRESB Assessment structure fundamentally changed, establishing a new baseline for measuring Performance. As a result, GRESB advises against a direct comparison between 2020 GRESB Scores and prior year results. For more information, see the 2020 Benchmark Reports.

Aspect, Strengths & Opportunities



MANAGEMENT COMPONENT

Americas | Listed (119 entities)

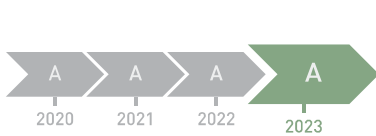
ASPECT	Number of points	Weight in Component	Weight in GRESB Score	Points Obtained	Benchmark Average	Benchmark Distribution
Leadership	7 points	23.3%	7%	6	6.21	
Policies	4.5 points	15%	4.5%	4.5	4.18	
Reporting	3.5 points	11.7%	3.5%	3.5	3.32	
Risk Management	5 points	16.7%	5%	4.25	3.97	




2023 GRESB Public Disclosure Report

DiamondRock Hospitality Company | DiamondRock Hospitality Company

Participation & Score



GRESB Public Disclosure Level



Comparison Group



GRESB Real Estate Assessment



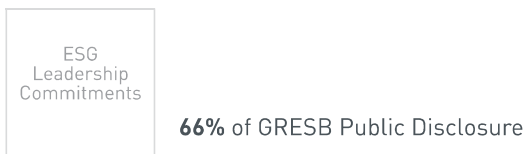
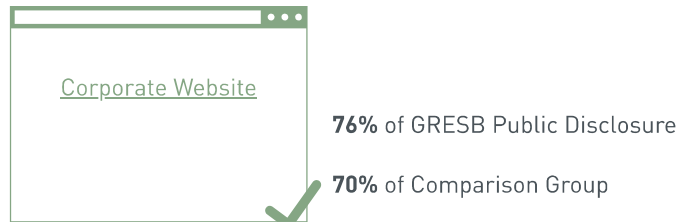
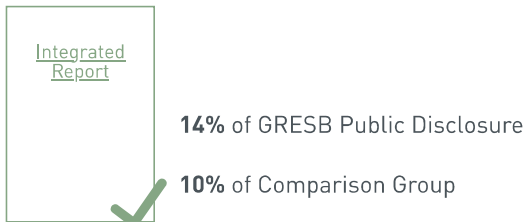
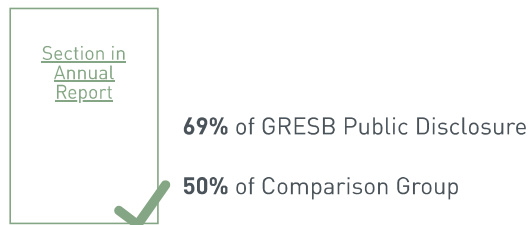
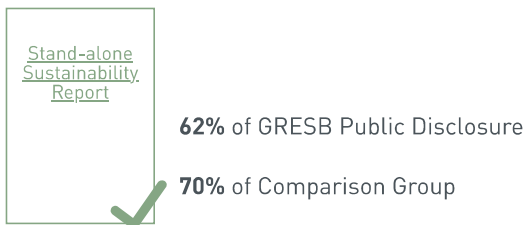
GRESB Score
GRESB Average 74

The GRESB Real Estate Assessment is the investor-driven global ESG benchmark and reporting framework for listed property companies, private property funds, developers and investors that invest directly in real estate.

The Assessment is shaped by what investors and the industry consider to be material issues in the sustainability performance of real estate investments. The methodology is consistent across different regions, investment vehicles and property types and aligns with international reporting frameworks.

The data is self-reported by Assessment participants and subjected to a multi-layer validation process after which it is scored and benchmarked. The result is high-quality data that investors and participants can use in their investment, engagement and decision-making processes.

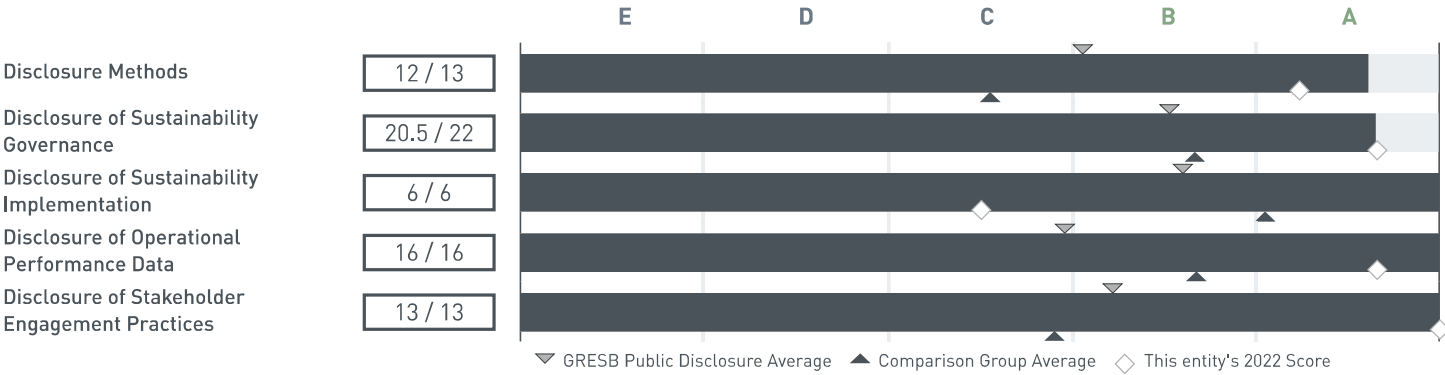
Disclosure Methods



Not available

60% of Comparison Group

Disclosure Topics



Comparison Group

Public Disclosure Comparison Group (United States of America / Hotel)

- RLJ Lodging Trust, LLC
- Ashford Hospitality Trust
- Xenia Hotels & Resorts
- Apple Hospitality REIT
- Summit Hotel Properties, Inc. (NYSE:INN)
- Pebblebrook Hotel Trust
- Sunstone Hotel Investors, Inc
- DiamondRock Hospitality Company
- Chatham Lodging Trust
- Park Hotels & Resorts

* 2023 GRESB Real Estate Participant

The GRESB Public Disclosure Level is an overall measure of ESG disclosure by listed property companies, based on a selection of indicators aligned with the existing GRESB Real Estate Assessment. The Public Disclosure Level provides insight into the ESG disclosure activities of both GRESB participants and non-participants and offers investors insights that are currently not captured in the GRESB Real Estate Assessment.

The data in this Report has been collected by GRESB and was available for review to the entity between April 1 and July 1 2023

Disclosure Methods

D1 Points: 4/5

Stand-alone Sustainability Report

Yes 70%

Reporting year: 2022

Reporting level